

Dip R 9W

EM501
empotrado recessed

730Lm / 2700K-3000K

IP40 / CRI ≥ 90 / 36°

HER

Light Lovers.



DESCRIPCIÓN DESCRIPTION

DIP R es un downlight empotrable y reducido tamaño fabricado en aluminio de gran confort visual gracias a la posición elevada de la fuente de luz.

DIP R is a reduced recessed downlight made out of aluminium with high visual comfort due to the elevated placement of its light source.

REFERENCIAS REFERENCES

EM501/27	2700K	730Lm	81,1Lm/W
EM501/30	3000K	730Lm	81,1Lm/W

GENERAL

negro black blanco white

empotrado recessed

IP40

IK02

APARATO DE ILUMINACIÓN LIGHTING FIXTURE

36°

IRC ≥ 90 CRI ≥ 90

IP40

MacAdam ≤ 3

UGR <19

difusor transparente

clear diffuser

valores de potencia del sistema (LED + driver): 9,9W

power values of the system (LED + driver): 9,9W

ACCESORIOS ACCESSORIES

no disponible

not available

ELÉCTRICA ELECTRICAL

9W

220-240VAC 50/60Hz

equipo incluido

gear included

MEDIDAS MEASURES

Ø56mm

altura: 68mm

height: 68mm

REGULACIÓN DIMMING

on / off

corte de fase IGBT/TRIAC

phase-cut dimming IGBT/TRIAC

1-10V

pulsador

push

DALI

RECORTE CUTOUT

Ø50mm

min. espesor del techo: 13mm

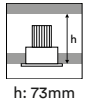
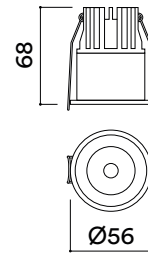
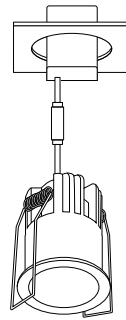
min. ceiling thickness: 13mm

máx. espesor del techo: 59mm

max. ceiling thickness: 59mm

profundidad empotrada: 73mm

recessed depth: 73mm



H(m)	D(cm)	Lux
1	55	1478
2	109	369
3	164	164

2700K 36°



cambio sin previo aviso change without notice