

Dem 12W

LM115
empotrado recessed

1080Lm~1318Lm / 2700K~4000K
IP20 IP40 / CRI ≥ 90 / 25° 43° 60°

HER
Light Lovers.



GENERAL

negro black blanco white
customizable custom

empotrado recessed

IP20 IP40 (acces. FL055/FL060)

IK07

APARATO DE ILUMINACIÓN LIGHTING FIXTURE

25° 43° 60°

IRC ≥ 90 CRI ≥ 90

IP20 IP40 (acces. FL055/FL060)

MacAdam ≤ 3

UGR <19

difusor transparente

clear diffuser

valores de potencia del sistema (LED + driver): 13,2W

power values of the system (LED + driver): 13,2W

ACCESORIOS ACCESSORIES

FL040 Panel de abeja

FL040 honeycomb diffuser

FL055 Cristal transparente

FL055 transparent glass

FL060 Cristal glaseado

FL060 frosted glass

ELÉCTRICA ELECTRICAL

12W

220-240VAC 50/60Hz

equipo incluido

gear included

MEDIDAS MEASURES

Ø105mm

altura: 158mm

height: 158mm

REGULACIÓN DIMMING

on / off

corte de fase IGBT/TRIAC

phase-cut dimming IGBT/TRIAC

1-10V

pulsador

push

DALI

RECORTE CUTOUT

Ø100mm

mín. espesor del techo: 13mm

min. ceiling thickness: 13mm

máx. espesor del techo: 44mm

max. ceiling thickness: 44mm

profundidad empotrada: 163mm

recessed depth: 163mm

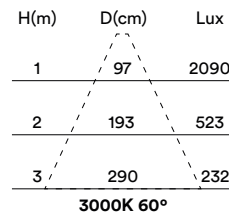
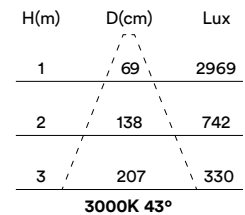
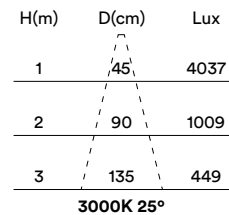
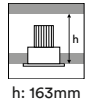
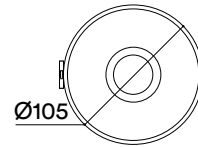
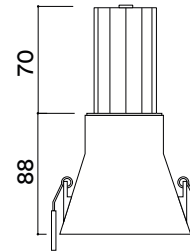
DESCRIPCIÓN DESCRIPTION

Downlight de “efecto apagado” gracias a la muy elevada posición de la fuente lumínica.

Downlight with a “dulling effect” thanks to its very high position of the source of the light.

REFERENCIAS REFERENCES

Modelo	Temperatura de Color	Lúmenes	Flujo luminoso/W
LM115/27	2700K	1080Lm	90Lm/W
LM115/30	3000K	1217Lm	101,4Lm/W
LM115/40	4000K	1318Lm	109,8Lm/W



cambio sin previo aviso change without notice

Dem 9W

LM113
empotrado recessed

683Lm~870Lm / 2700K~4000K
IP20 IP40 / CRI ≥ 90 / 20° 40° 60°

HER
Light Lovers.



GENERAL

negro black blanco white
customizable custom

empotrado recessed

IP20 IP40 (acces. FL055/FL060)

IK07

APARATO DE ILUMINACIÓN LIGHTING FIXTURE

20° 40° 60°

IRC ≥ 90 CRI ≥ 90

IP20 IP40 (acces. FL055/FL060)

MacAdam ≤ 3

UGR <19

difusor transparente

clear diffuser

valores de potencia del sistema (LED + driver): 9,9W

power values of the system (LED + driver): 9,9W

ACCESORIOS ACCESSORIES

FL040 Panel de abeja

FL040 honeycomb diffuser

FL055 Cristal transparente

FL055 transparent glass

FL060 Cristal glaseado

FL060 frosted glass

ELÉCTRICA ELECTRICAL

9W

220-240VAC 50/60Hz

equipo incluido

gear included

MEDIDAS MEASURES

Ø105mm

altura: 151mm

height: 151mm

REGULACIÓN DIMMING

on / off

corte de fase IGBT/TRIAC

phase-cut dimming IGBT/TRIAC

1-10V

pulsador

push

DALI

RECORTE CUTOUT

Ø100mm

mín. espesor del techo: 13mm

mín. ceiling thickness: 13mm

máx. espesor del techo: 44mm

max. ceiling thickness: 44mm

profundidad empotrada: 156mm

recessed depth: 156mm

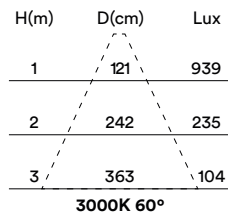
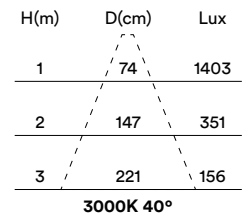
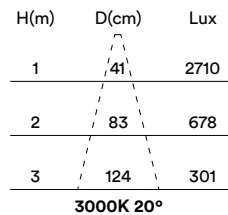
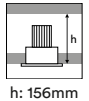
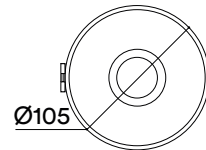
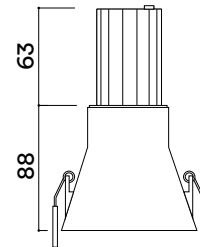
DESCRIPCIÓN DESCRIPTION

Downlight de “efecto apagado” gracias a la muy elevada posición de la fuente lumínica.

Downlight with a “dulling effect” thanks to its very high position of the source of the light.

REFERENCIAS REFERENCES

LM113/27	2700K	683Lm	75,9Lm/W
LM113/30	3000K	779Lm	86,6Lm/W
LM113/40	4000K	870Lm	96,7Lm/W



cambio sin previo aviso change without notice

Dem 8,3W

LM114
empotrado recessed

550Lm / 3000K
IP20 / CRI \geq 90 / 36°

HER
Light Lovers.



DESCRIPCIÓN DESCRIPTION

Downlight de "efecto apagado" gracias a la muy elevada posición de la fuente lumínica.

Downlight with a "dulling effect" thanks to its very high position of the source of the light.

REFERENCIAS REFERENCES

LM114	3000K	550Lm	66,3Lm/W
-------	-------	-------	----------

GENERAL

negro black blanco white
customizable custom

empotrado recessed

IP20

IK02

APARATO DE ILUMINACIÓN LIGHTING FIXTURE

36°

IRC \geq 90 CRI \geq 90

IP20

MacAdam \leq 3

UGR <19

difusor transparente

clear diffuser

valores de potencia del sistema (LED + driver): 9,1W

power values of the system (LED + driver): 9,1W

ACCESORIOS ACCESSORIES

no disponible

not available

ELÉCTRICA ELECTRICAL

8,3W

220-240VAC 50/60Hz

equipo incluido

gear included

MEDIDAS MEASURES

Ø105mm

REGULACIÓN DIMMING

on / off

corte de fase IGBT/TRIAC

phase-cut dimming IGBT/TRIAC

RECORTE CUTOUT

Ø100mm

min. espesor del techo: 13mm

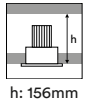
min. ceiling thickness: 13mm

máx. espesor del techo: 44mm

max. ceiling thickness: 44mm

profundidad empotrada: 156mm

recessed depth: 156mm



h: 156mm



cambio sin previo aviso change without notice